

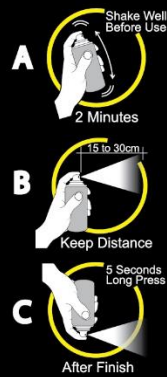


**INSTRUCTION TO USE:**

- Thoroughly remove any stain, rust and dust on the object surface before application.
- Shake the can vigorously for at least 30 seconds until the liquid mixes well.
- Hold the can 15 – 30cm away from the surface of the object, then press down the spray head and keeping can in motion from side to side so that the paint can deposit evenly.
- 2 – 3 thin coats with intermittance of at least 10 minutes are better than one continuous heavy coat.
- After use, turn the can up side down and press the spray head for about 5 seconds to clean up the lacquer remained.

**CARA PENGGUNAAN:**

- Bersihkan permukaan objek yang akan disemur supaya tidak mengandungi kotoran, karat dan habuk.
- Goncangkan bekas dengan kuat selama 30 saat sehingga cecair yang terkandung dalam bekas sebati.
- Pastikan jarak bekas dipegang 15 – 30cm dari permukaan objek yang hendak disemur, tekan butang penyemur dan gerakkan penyemur secara horizontal dengan kelajuan yang sekata untuk mendapatkan permukaan yang rata.
- 2 – 3 lapisan yang dibiarkan sekurang-kurangnya 10 minit adalah lebih baik daripada 1 lapisan yang tebal.
- Selepas guna, terbalikkan bekas dan tekan butang sembur selama 3 saat untuk mengeluarkan cat yang tertinggal.



**BOND7**  
PROFESSIONAL

**SPRAY PAINT**

Metal, Wood & Plastic 塗料  
金属、木材、プラスチック 塗料



Professional Aerosol Spray Series



Marketed by:



SMART PAINT MANUFACTURING SDN. BHD.  
NO.9 & 11, Jalan Indah Gemilang 5, Taman Perindustrian Gemilang,  
81600 Ulu Tiram, Johor, Malaysia.  
email : info@smart-paints.com www.smart-paints.com www.fb.com/mysmartpaints





### Standard Colour

1 Clear	2 White	4 Executive Grey	6 Royal Ivory	803 Silver	808 Gold
12 Yellow	14 Orange	15 Vermillion	16 Pale Grey	21 Blue	23 Deep Blue
27 Green	29 Flat Black	30 Black	31 Apple Green	33 Red	35 Honda Grey
36 Chrome Yellow	37 Light Blue	43 Maroon	60 Brown	64 Flat White	★★ C018 Decorative Chrome

### Premium Gold Series



The gold colour is perfect for creating elegant and brilliant metallic finishes.



18K  
Antique Gold  
★★★★★



24K  
Pure Gold  
★★★★★

### UV Protection



The clear forms a protective layer to protect the surface from damaging UV (ultra violet) rays.




★★ UV1  
UV Protective Clear



### Glow In The Dark

The luminous paint is a very unique coating which effectively glow in the dark. This is very useful in situation when there's a power cut / limited lighting.

The lighted walkway provide a clear indication of how to get out of the building.



154  
Self Glowing Green  
★★★★★  
SEPER PREMIUM



### Anti Rust Protection Primer & Finishing



The primer is specially formulated with anti-corrosive pigment which protects the metal from corrosion.



★ M4  
MIO Dark Grey



★ M3  
MIO Silver



19  
Red Oxide Primer

### Sparkling Colours



The metallic flakes add an elegant shimmer to arts, craft and home decor projects.



★★ 48  
Sparkling Silver



★★ 49  
Sparkling Gold



★★ 50  
Sparkling Black

### Heat Resistant Protection



The coating contains specific silicone-based enamel which can withstand extreme temperature.



★★★ H2  
Hi-temp Black



★★★ H1  
Hi-temp Silver

### Fluorescent Colour



The fluorescent colours are an exceptional range of UV (ultra violet) reactive pigment that illuminate under UV light.



★★ 54  
Fluorescent Green



★★ 55  
Fluorescent Orange



★★ 56  
Fluorescent Yellow



★★ 72  
Fluorescent Red