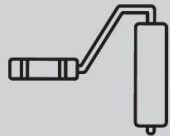




# EPOXY TILE FINISH

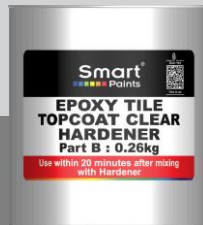


Tested by :



## 2 PACK SYSTEM

(100% Solid, Solvent Free)



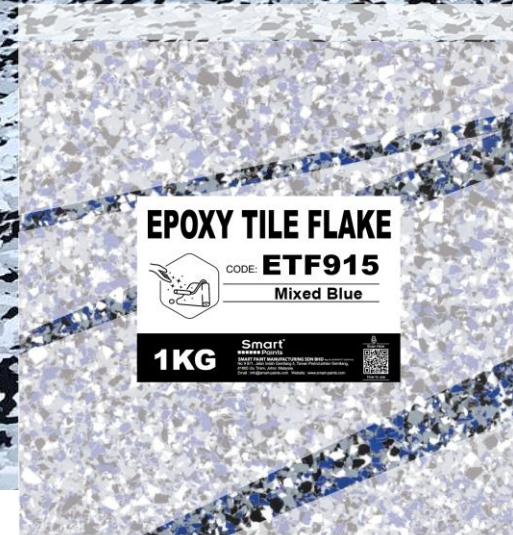

### EPOXY TILE PRIMER (1KG)

Part A : 0.74KG  
Part B : 0.26KG

CLEAR / WHITE / Ready Mix COLOUR

### EPOXY TILE TOPCOAT CLEAR (1KG)

Part A : 0.74KG  
Part B : 0.26KG  
Anti-Slip Polymer : 80 Gram



### EPOXY TILE FLAKE (1KG)





防水

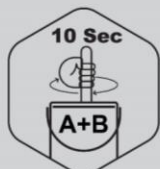
防滑

耐化学性

抗真菌



2 Pack System



Stir 10 Sec After Mixing



Pot Life 20 Minutes



Apply to Floor / Wall Surface



Excellent Adhesion



Can Mix With Decorative Chip / Flakes



Recoat 2 Hours



Save Time Save Cost



No Hacking



Code: **ETF909**  
★ Pure Gold



Code: **ETF929**  
★ 916 Gold



Code: **ETF919**  
★ Red Gold




Code: **ETF924**  
★ Green Gold



Code: **ETF920**  
★ Black Gold



Code: **ETF923**  
★ Grey Gold



Code: **ETF903**  
Black



Code: **ETF918**  
Blue Gold



Code: **ETF902**  
Dark Grey



Code: **ETF922**  
Mega Green



Code: **ETF914**  
Green



Code: **ETF915**  
Blue



Code: **ETF912**  
Orange



Code: **ETF916**  
Brown



Code: **ETF911**  
Red




**DURABLE PROTECTION**

★ Premium Flake Colour



For all type of surface



Code:  
**ETF913**  
Yellow



Code:  
**ETF901**  
White



Code:  
**ETF921**  
Mega Grey



Code:  
**ETF917**  
★ Stone



Code:  
**ETF910**  
Light Grey



Code:  
**ETF905**  
★ Matt Black

★ Premium Flake Colour

**NEW**

## Epoxy Tile Primer Colour(ETP)




ETP Black 03



ETP Dark Grey 07



ETP Brown 04



ETP White 02



## EPOXY TILE PRIMER (1KG)

Part A : 0.74KG

Part B : 0.26KG


CLEAR / WHITE / Ready Mix COLOUR





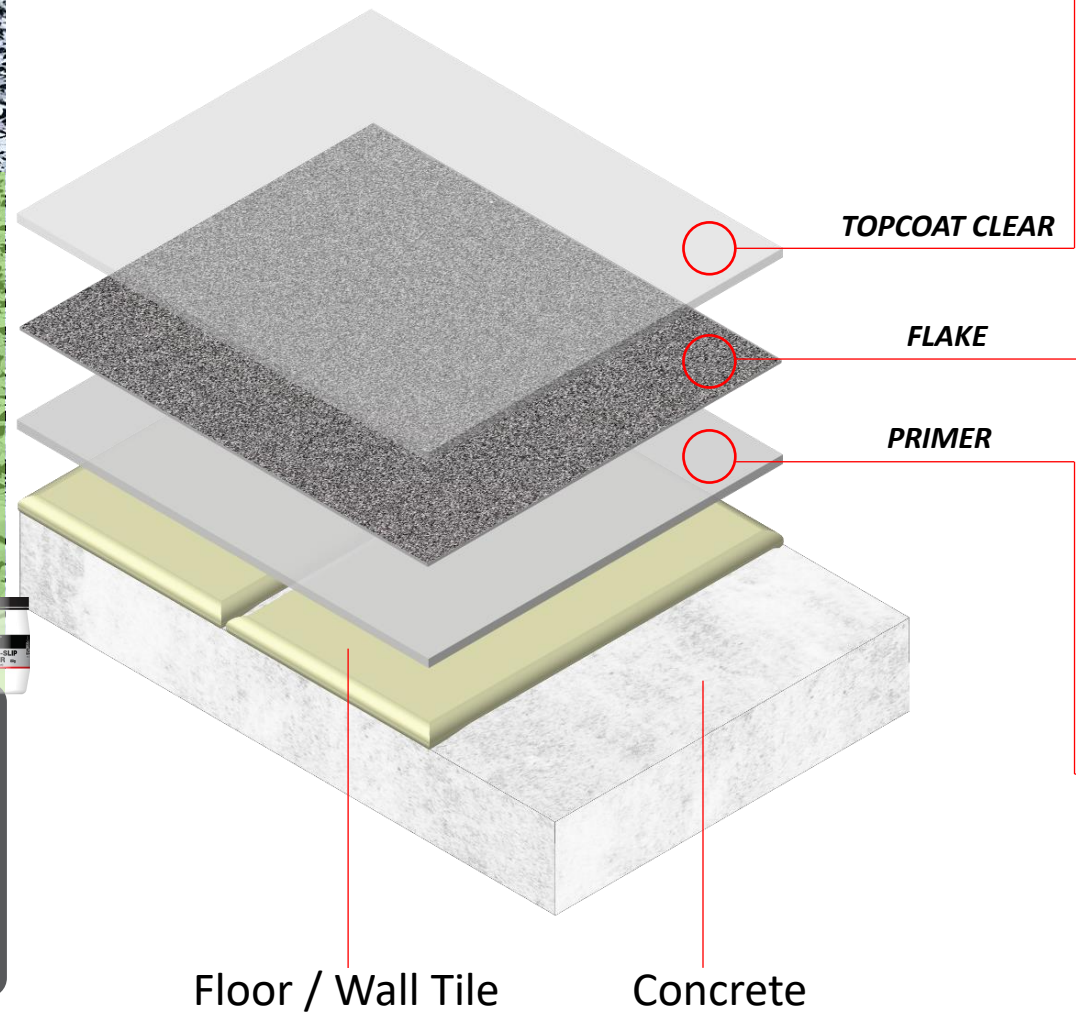
- ✓ Waterproofing
- ✓ Anti-Slip
- ✓ Durable Protection



 **1 Set Coverage Area**

Approximately  
**36~40**  
Square Feet

# EPOXY TILE FINISH PAINTING SYSTEM



**NEW**



**EPOXY TILE TOPCOAT CLEAR (1KG) & ANTI-SLIP POLYMER (80g)**



**EPOXY TILE FLAKE (1KG)**

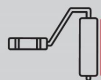


**EPOXY TILE PRIMER (1KG)**  
CLEAR / WHITE / Ready Mix COLOUR



**Smart**<sup>®</sup>  
Paints

# EPOXY TILE FINISH



**2 PACK SYSTEM**

(100% Solid, Solvent Free)

Part A

Part B

**EPOXY TILE PRIMER**  
环氧底漆

CLEAR / WHITE / Ready Mix COLOUR

Part A

Part B

**EPOXY TILE TOPCOAT CLEAR**  
环氧透明面漆



**ANTI-SLIP POLYMER**  
防滑粉  
Must Mix Inside  
Epoxy Topcoat Clear  
(Before Apply)

Part B

Part A

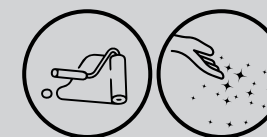
**MIXING RATIO**  
Part A : 0.74KG  
Part B : 0.26KG

**AFTER MIXING**

Stir 10 Sec After Mixing  
Part A & Part B  
混合后(Part A + Part B)搅拌均匀10秒

**20 Min POT LIFE**

Epoxy Tile Primer Topcoat Clear  
MUST apply within 20 Min  
(After Mixing Part A + Part B)  
环氧底漆或环氧透明面漆  
混合后(Part A + Part B)需在20分钟内使用完毕



Flake Put On  
Epoxy Tile Primer  
Wet Paint Film

Flake粉必须撒在底漆(湿漆面上)

\* Packing: 1KG / Set

\* Custom mixing size require weighing scale (Follow Mixing Ratio Indicated Above)

\* Epoxy Tile Primer : Part A Resin (White) : Tintable with Smart Paints - 810 Series Universal Colourant Only (Smart BE4 Epoxy Colour Selection)

\* Anti-Slip Polymer : Must Mix Inside Epoxy Topcoat Clear (Before Apply)

# EPOXY TILE TOPCOAT CLEAR (MIXING WITH ANTI-SLIP POLYMER)

Part A



Part B



**EPOXY TILE  
TOPCOAT CLEAR**


环氧透明面漆

**ANTI-SLIP  
POLYMER**

防滑粉  
Must Mix Inside  
Epoxy Topcoat Clear  
(Before Apply)

## Anti-Slip Polymer Mixing Ratio :

防滑粉混合比例



**LOW TRAFFIC  
AREA**

低流量区域  
(例如居家厕所)

**Low Traffic Area (Housing Toilet Floor)**

Recommended mix with  
Anti-Slip Polymer (Into Topcoat Clear):

**4% or below**

( **≤ 40g Anti-Slip Polymer** : 1 Kg Epoxy Tile Topcoat Clear )

**OR**



**HIGH TRAFFIC  
AREA**

高流量区域  
(例如公共厕所)

**High Traffic Area (Public Toilet Floor)**

Recommended mix with  
Anti-Slip Polymer (Into Topcoat Clear):

**8%**

( **80g Anti-Slip Polymer** : 1 Kg Epoxy Tile Topcoat Clear )



**BEFORE**



**AFTER**



Code :  
**ETF910**  
Mixed Light Grey

**NEW**

**Smart**  
Paints

**EPOXY TILE FINISH**

**2 PACK SYSTEM**

(100% Solid, Solvent Free)



**EPOXY TILE PRIMER (1KG)**

Part A : 0.74KG  
Part B : 0.26KG

**EPOXY TILE TOPCOAT CLEAR (1KG)**

Part A : 0.74KG  
Part B : 0.26KG  
Anti-Slip  
Polymer : 80 Gram

**EPOXY TILE FLAKE (1KG)**



**BEFORE**



**AFTER**

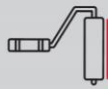


Code :  
**ETF910**  
Mixed Light Grey



**Smart**  
Paints

# EPOXY TILE FINISH



**2 PACK SYSTEM**

(100% Solid, Solvent Free)



**EPOXY TILE PRIMER (1KG)**

Part A : 0.74KG  
Part B : 0.26KG

**EPOXY TILE TOPCOAT CLEAR (1KG)**

Part A : 0.74KG  
Part B : 0.26KG  
Anti-Slip  
Polymer : 80 Gram



**EPOXY TILE FLAKE (1KG)**




**BEFORE**



**AFTER**



Code :  
**ETF910**  
Mixed Light Grey



**NEW**

**Smart**  
Paints  
**EPOXY TILE FINISH**  
2 PACK SYSTEM  
(100% Solid, Solvent Free)



**EPOXY TILE PRIMER (1KG)**  
Part A : 0.74KG  
Part B : 0.26KG  
CLEAR / WHITE / Ready Mix COLOUR

**EPOXY TILE TOPCOAT CLEAR (1KG)**  
Part A : 0.74KG  
Part B : 0.26KG  
Anti-Slip  
Polymer : 80 Gram


**EPOXY TILE FLAKE (1KG)**





STEP  
**1**

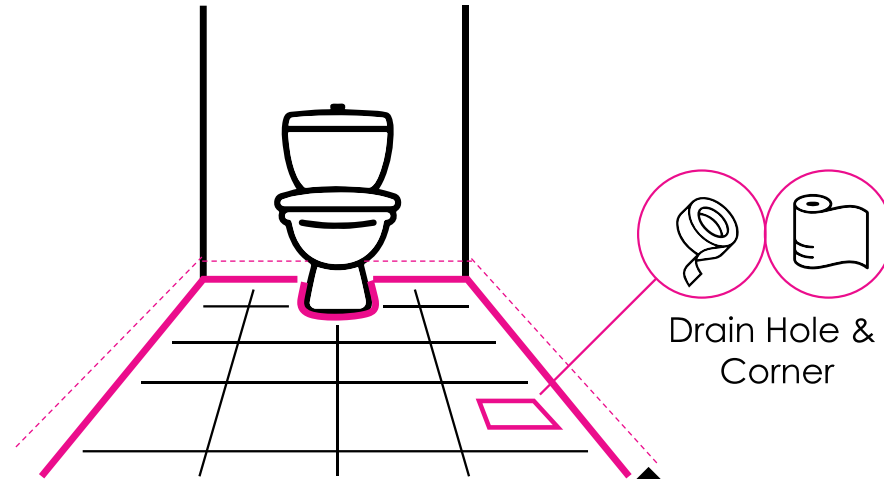
## Preparing



### CLEANING, PATCHING & TAPE

Make sure the floor is clean & dry before  
Painting Job

油漆施工前请确保地面干净和干燥



For Wall Tape:  
Recommended tape 2" to 3" Heigh  
墙面贴纸建议高度: 2寸至3寸



Click OR Scan Here  
To View Video



点击或扫描QR码  
可观看施工视频

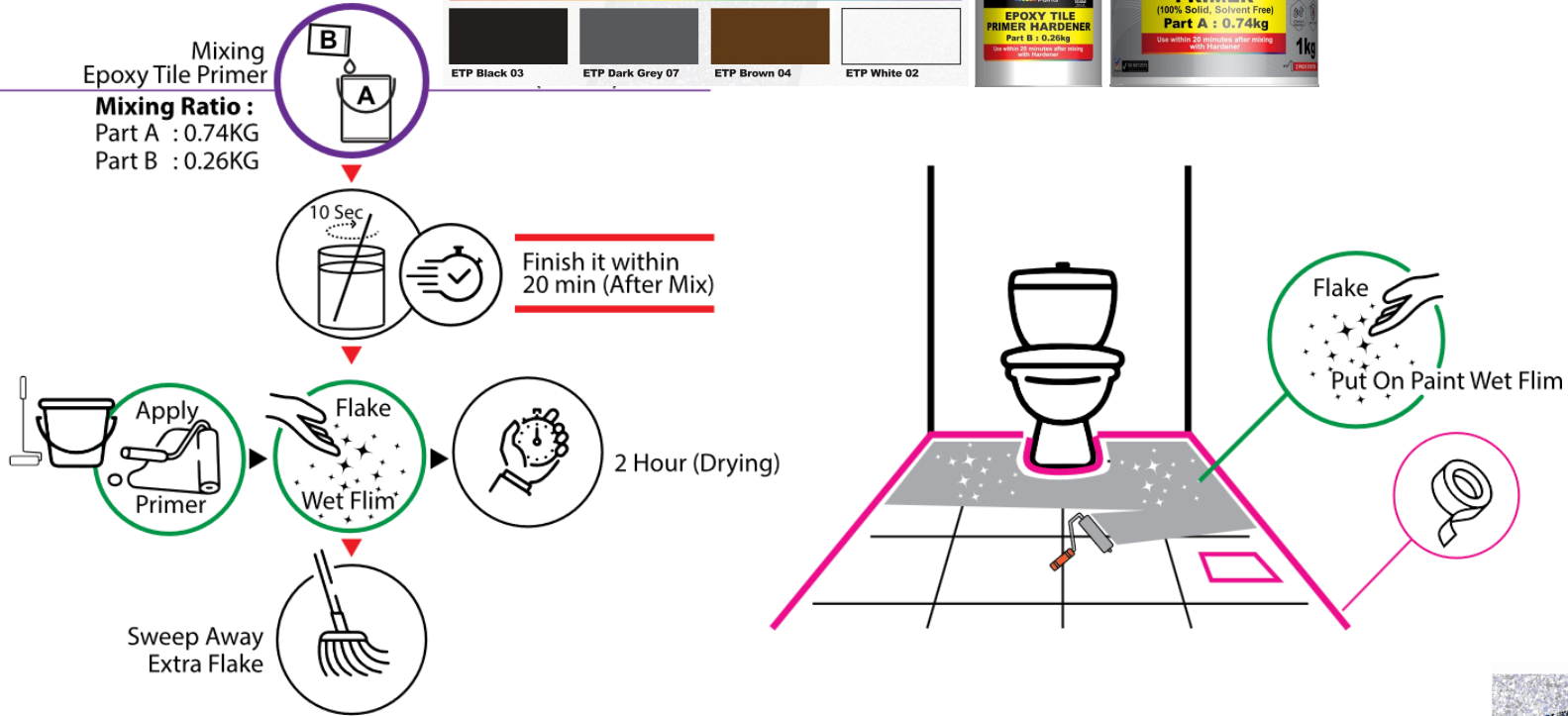
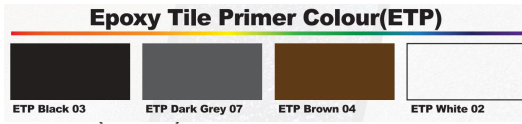




STEP  
**2**

Apply Epoxy Primer & Flake

Mixing  
Epoxy Tile Primer  
**Mixing Ratio :**  
Part A : 0.74KG  
Part B : 0.26KG



YouTube  
Click OR Scan Here  
To View Video



点击或扫描QR码  
可观看施工视频




**1 Set Coverage Area**  
Approximately  
**36~40**  
Square Feet



**MIXING RATIO**  
Part A : 0.74KG  
Part B : 0.26KG





STEP  
**3**

Apply Epoxy Topcoat Clear

Mixing  
Epoxy Topcoat Clear

**Mixing Ratio :**


Part A : 0.74KG

Part B : 0.26KG

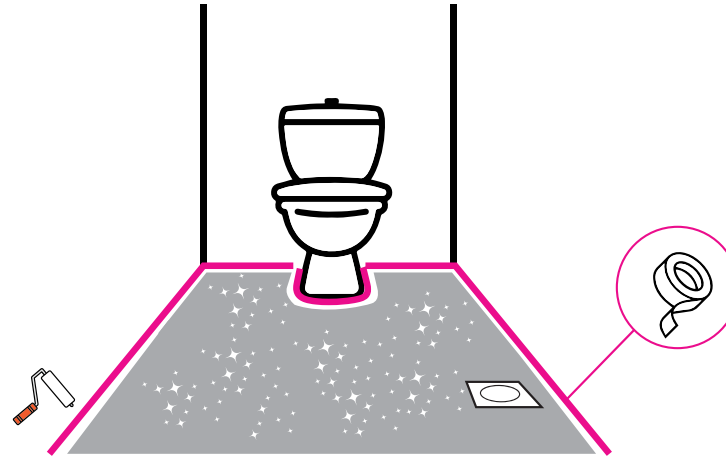

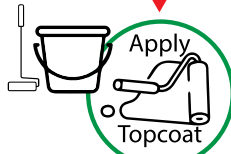
Anti-Slip Polymer : 80 gram



(Mix With Anti-Slip Polymer)



Finish it within  
20 min (After Mix)



YouTube

Click OR Scan Here  
To View Video



点击或扫描QR码  
可观看施工视频



1 Set Coverage Area

Approximately  
**36~40**  
Square Feet



**MIXING RATIO**

Part A : 0.74KG

Part B : 0.26KG






1



**EPOXY TILE PRIMER (1KG)**  
 CLEAR / WHITE / Ready Mix COLOUR  
 Part A : 0.74KG  
 Part B : 0.26KG

2




**EPOXY TILE FLAKE (1KG)**  
 ( With 12 Colours Selection )

3



**EPOXY TILE TOPCOAT CLEAR (1KG)**  
 Part A : 0.74KG  
 Part B : 0.26KG  
 Anti-Slip Polymer : 80 Gram

# DURABLE PROTECTION



Code: **ETP909**  
★ Pure Gold



Code: **ETP929**  
★ 916 Gold



Code: **ETP919**  
★ Red Gold



Code: **ETP903**  
Black



Code: **ETP918**  
Blue Gold



Code: **ETP902**  
Dark Grey



Code: **ETP913**  
Yellow



Code: **ETP901**  
White



Code: **ETP921**  
Mega Grey



Code: **ETP912**  
Orange




Code: **ETP916**  
Brown



Code: **ETP911**  
Red



Code: **ETP924**  
★ Green Gold



Code: **ETP920**  
★ Black Gold



Code: **ETP923**  
★ Grey Gold



Code: **ETP922**  
Mega Green



Code: **ETP914**  
Green



Code: **ETP915**  
Blue



Code: **ETP917**  
★ Stone



Code: **ETP910**  
Light Grey



Code: **ETP905**  
★ Matt Black

### Epoxy Tile Primer Colour(ETP)



ETP Black 03    ETP Dark Grey 07    ETP Brown 04    ETP White 02

★ Premium Flake Colour





Tested by :



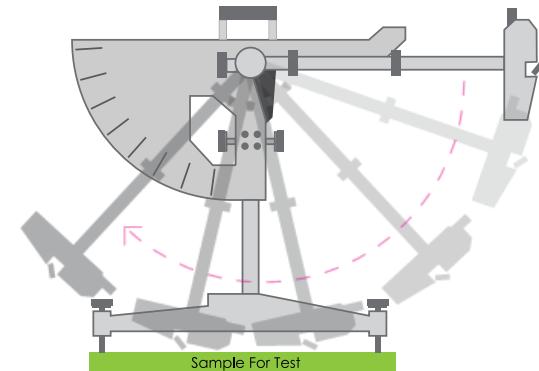
# SUPERB SLIP RESISTANT

Report No : **2022CE2975- A1**  
(Full System + Anti-Slip Polymer)

Report No : **2022CE2976- A1**  
(Clear + Anti-Slip Polymer)



经过SIRIM MALAYSIA测试，防滑效果绝佳(干/湿表面测试)

Testing Method : ASTM E303 - 22 Standard Test Method For Measuring Surface Frictional Properties Using the British Pendulum Tester



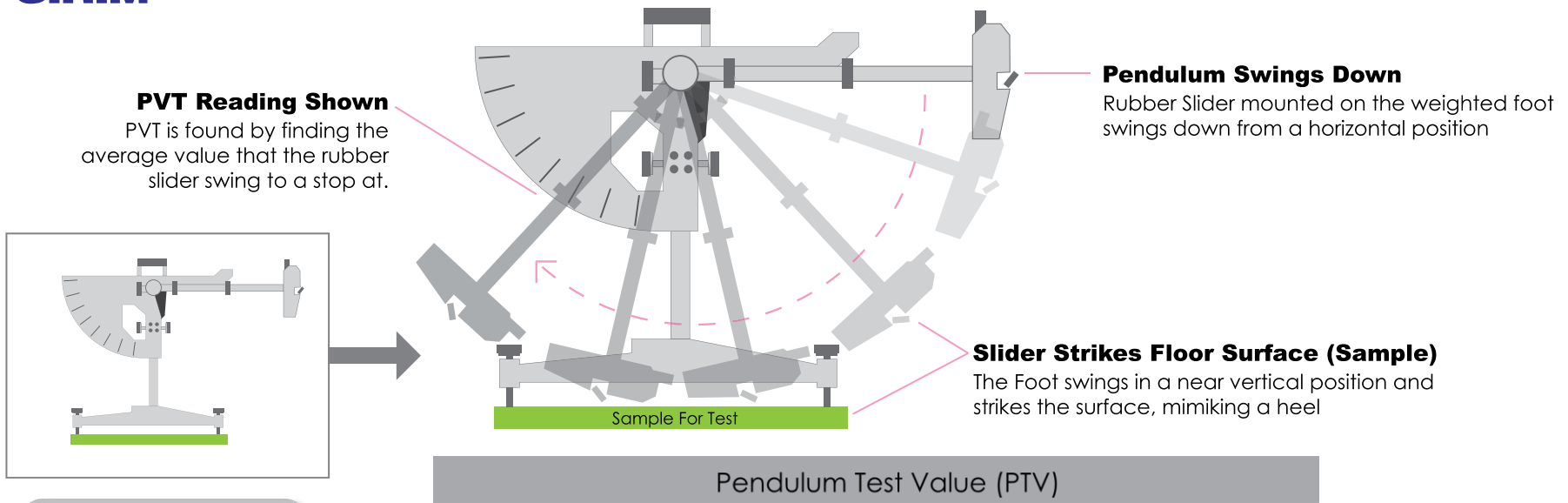
Scan Here To Get Product Detail 扫描QR码 可获得产品咨询





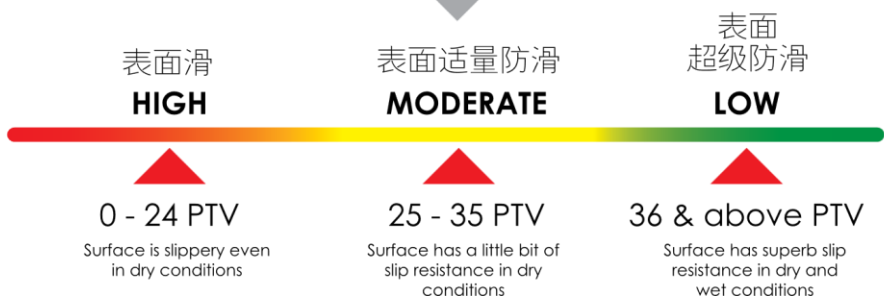
# Pendulum Test

Testing Method : ASTM E303 - 22 Standard Test Method For Measuring Surface Frictional Properties Using the British Pendulum Tester



潮湿表面测试结果

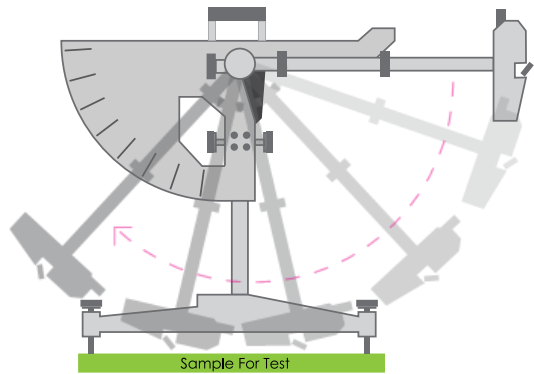
干燥表面测试结果



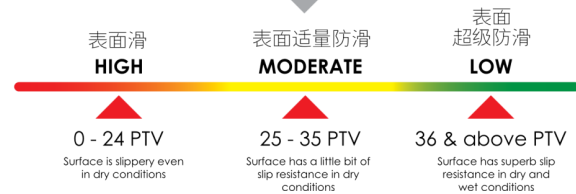


# 经过SIRIM MALAYSIA测试，防滑效果绝佳(干/湿表面测试)

Testing Method : ASTM E303 - 22 Standard Test Method For Measuring Surface Frictional Properties Using the British Pendulum Tester



Pendulum Test Value (PTV)



Painting System : Epoxy Tile Finish With Anti-Slip Polymer Full System (with Flake)



SIRIM QAS International Sdn. Bhd.  
(Company No.: 199601037981 (410334-X))  
No.1, Persiaran Datu' Menteri, P.O.BOX 7035, Section 2,  
40700 Shah Alam, Selangor Darul Ehsan, Malaysia  
Tel: 03-55445167  
Fax: 03-55446688  
www.sirim-qas.com.my

## TEST REPORT

REPORT NO : 2022CE2975-A1	PAGE : 1 OF 3
---------------------------	---------------

This Test Report refers only to samples submitted by the applicant to SIRIM QAS International Sdn. Bhd. and tested by SIRIM QAS International Sdn. Bhd. This Test Report shall not be reproduced, except in full and shall not be used for any purpose by any means or forms (including but not limited to advertising purposes) without written approval from the Head of Quality, Occupational Safety and Health & Environment (QOSHE), SIRIM QAS International Sdn. Bhd. Please refer to the last page of this Test Report for Conditions Relating to the Use of Test Report.

THIS TEST REPORT IS ISSUED IN SECURED PDF SOFTCOPY

**Applicant :** SMART PAINT MANUFACTURING SDN. BHD.  
No. 11, Jalan Indah Gemilang 5,  
Taman Perindustrian Gemilang,  
81800 Ulu Tiram, Johor, Malaysia.

**Manufacturer :** SMART PAINT MANUFACTURING SDN. BHD.  
No. 11, Jalan Indah Gemilang 5,  
Taman Perindustrian Gemilang,  
81800 Ulu Tiram, Johor, Malaysia.

**Product :** Smart Paints Epoxy Tile Finish With Anti-Slip Polymer (With Flakes)

**Reference Standard / Method of Test :** ASTM E303 - 22 Standard Test Method for Measuring Surface Frictional Properties Using the British Pendulum Tester

**Description of sample :** Received one (1) sample of Smart Paints Epoxy Tile Finish With Anti-Slip Polymer (With Flakes) for testing. The details are described in the next page

**Date Received of Complete Application :** 16 December 2022

**Job No. :** J20223672615

**Description of Test Results :** The test results of the submitted test sample are described in next page of this test report

**Issued Date :** 21 December 2022

**Approved Signatory:**

(MUHAMMAD FAIZ BIN ZAINON)  
Testing Executive



(HAHNAS BINTI MAHBUT)  
Head  
Chemical, Polymer and Composite Section  
Testing Services Department

REPORT NO : 2022CE2975-A1	PAGE : 2 OF 3
---------------------------	---------------

This Test Report refers only to samples submitted by the applicant to SIRIM QAS International Sdn. Bhd. and tested by SIRIM QAS International Sdn. Bhd. This Test Report shall not be reproduced, except in full and shall not be used for any purpose by any means or forms (including but not limited to advertising purposes) without written approval from the Head of Quality, Occupational Safety and Health & Environment (QOSHE), SIRIM QAS International Sdn. Bhd. Please refer to the last page of this Test Report for Conditions Relating to the Use of Test Report.

Notes :

- This is an amendment test report
- The SIRIM Test Report No. 2022CE2975-A1 cancels and replaces the SIRIM Test Report No. 2022CE2975 dated 13<sup>th</sup> December 2022 due to the change of Product Name and Product Description as requested by the applicant

### Test Results

**Product :** Smart Paints Epoxy Tile Finish With Anti-Slip Polymer (With Flakes)

**Brand :** Smart Paints

**Product Description :** Smart Paints Epoxy Tile Finish With Anti-Slip Polymer. 100% Solid, Solvent Free 2 Pack System

**Test Method :** ASTM E303 - 22 Standard Test Method for Measuring Surface Frictional Properties Using the British Pendulum Tester

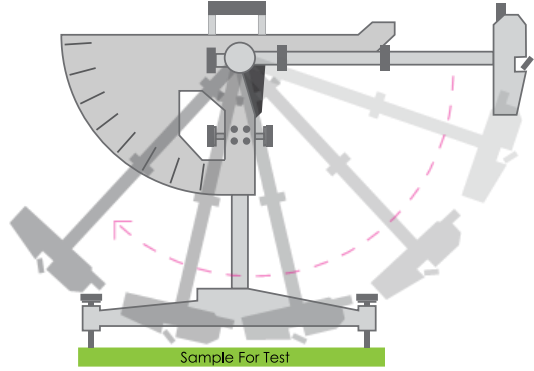
No.	Type of Test	Results
1.	Skid Resistance Test, BPN	
1.1	<u>Wet Condition</u>	<u>73</u>
1.2	<u>Dry Condition</u>	<u>114</u>

\*BPN - British Pendulum Number, higher number, less skid.

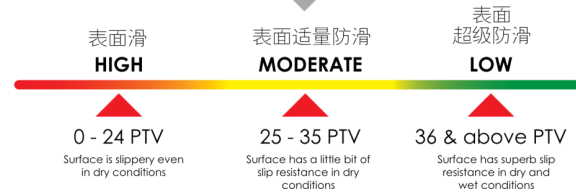


# 经过SIRIM MALAYSIA测试，防滑效果绝佳(干/湿表面测试)

Testing Method : ASTM E303 - 22 Standard Test Method For Measuring Surface Frictional Properties Using the British Pendulum Tester



Pendulum Test Value (PTV)



Painting System : Epoxy Tile Finish With Anti-Slip Polymer Full System (without Flake - **Clear**)



SIRIM QAS International Sdn. Bhd.  
(Company No.: 199601037981 (410334-X))  
No. 1, Persiaran Dato' Menteri, P.O. BOX 7035, Section 2,  
40700 Shah Alam, Selangor Darul Ehsan, Malaysia  
Tel: 03-55445167  
Fax: 03-55446688  
www.sirim-qas.com.my

## TEST REPORT

REPORT NO : 2022CE2976-A1	PAGE : 1 OF 3
This Test Report refers only to samples submitted by the applicant to SIRIM QAS International Sdn. Bhd. and tested by SIRIM QAS International Sdn. Bhd. This Test Report shall not be reproduced, except in full and shall not be used for any purpose by any means or forms (including but not limited to advertising purposes) without written approval from the Head of Quality, Occupational Safety and Health & Environment (QOSHE), SIRIM QAS International Sdn. Bhd. Please refer to the last page of this Test Report for Conditions Relating to the Use of Test Report.	

THIS TEST REPORT IS ISSUED IN SECURED PDF SOFTCOPY

**Applicant** : SMART PAINT MANUFACTURING SDN. BHD.  
No. 11, Jalan Indah Gemilang 5,  
Taman Perindustrian Gemilang,  
81800 Ulu Tiram, Johor, Malaysia.

**Manufacturer** : SMART PAINT MANUFACTURING SDN. BHD.  
No. 11, Jalan Indah Gemilang 5,  
Taman Perindustrian Gemilang,  
81800 Ulu Tiram, Johor, Malaysia.

**Product** : Smart Paints Epoxy Tile Finish With Anti-Slip Polymer (Without Flakes - Clear Finish)

**Reference Standard / Method of Test** : ASTM E303 - 22 Standard Test Method for Measuring Surface Frictional Properties Using the British Pendulum Tester

**Description of sample** : Received one (1) sample of Smart Paints Epoxy Tile Finish With Anti-Slip Polymer (Without Flakes - Clear Finish) for testing. The details are described in the next page

**Date Received of Complete Application** : 16 December 2022

**Job No.** : J20223672614

**Description of Test Results** : The test results of the submitted test sample are described in next page of this test report

**Issued Date** : 21 December 2022

**Approved Signatory:**

(MUHAMMAD FAIZ BIN ZAINOBI) Testing Executive

(HAHNAS BINTI MAHBUT) Head  
Chemical, Polymer and Composite Section  
Testing Services Department



REPORT NO : 2022CE2976-A1	PAGE : 2 OF 3
This Test Report refers only to samples submitted by the applicant to SIRIM QAS International Sdn. Bhd. and tested by SIRIM QAS International Sdn. Bhd. This Test Report shall not be reproduced, except in full and shall not be used for any purpose by any means or forms (including but not limited to advertising purposes) without written approval from the Head of Quality, Occupational Safety and Health & Environment (QOSHE), SIRIM QAS International Sdn. Bhd. Please refer to the last page of this Test Report for Conditions Relating to the Use of Test Report.	

Notes :

- This is an amendment test report
- The SIRIM Test Report No. 2022CE2976-A1 cancels and replaces the SIRIM Test Report No. 2022CE2976 dated 13<sup>th</sup> December 2022 due to the change of Product Name and Product Description as requested by the applicant

### Test Results

**Product** : Smart Paints Epoxy Tile Finish With Anti-Slip Polymer (Without Flakes - Clear Finish)

**Brand** : Smart Paints

**Product Description** : Smart Paints Epoxy Tile Finish With Anti-Slip Polymer. 100% Solid, Solvent Free 2 Pack System

**Test Method** : ASTM E303 - 22 Standard Test Method for Measuring Surface Frictional Properties Using the British Pendulum Tester

No.	Type of Test	Results
1.	Skid Resistance Test, BPN	
1.1	<u>Wet Condition</u>	<u>45</u>
1.2	<u>Dry Condition</u>	<u>114</u>

\*BPN - British Pendulum Number, higher number, less skid.







**Smart**  
Paints

 **MALAYSIA  
BRAND  
LAGI BEST**



Coverage (1 Set) : +- 36 – 40 Square Feet / Set 每套可涵盖大概36至40平方尺