



Smart[®]
Paints




wood & metal
collection







Brilliant White 13290



Lily White 16207




Barley White 16208




Apple White 13254




Lavender White 11214



Dove White 10270



Pink Cloud 11037



Snow Lilac 13938




Ash Grey B.S.9-099 13699



Bamboo 13357



Grey Mountain 13074



Timeless Blue 13071



Rose 11090



Evening Peace 13090



Sand Motif SG12927



Absinthe 11039



Lakefront 13124



Flair 13375



Purple Haze 13156



Arrow Wood SG12928



Papier Grey 11025



Kingdom 13390



Scarlet 14361




Citrus 16268



Nutmeg B.S.3-043 13461



Algerian Mist 10744



Antique 12016



Rustic SG2038



Clementine 17066




Mocha Latte 12686



Congo Brown 12049



Noble Grey 10019



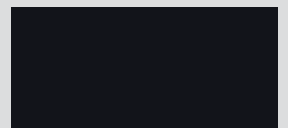
Red Earth 13271



Fiesta Orange 13701




Matt White 1045



Matt Black 1044




Lakefront 1046



Touch of Grey 1048



Ellie 1047




Granite Grey 1049




HIGH GLOSS DIAMOND SERIES 9000


Premium High Gloss Finish For Exterior & Interior



Sweet Dream 1502




Pearl White 1301



Haze Blue 1305



Dawn Grey SG9093



Off White 1300



Sakura 1143



Ivory 1130



Calm Green 1131



Venus 1406



Straw Cream 1134



Jute 1367



Primrose 1303



Frost Blue 1364



Lavender Grey 1307



Beige 1302



Golden Sand 1319



Sun Flower 1505



Turquoise 1401



Harmony 1501



Ash Grey 1306



Copper Tone 1320



Jasmine 1129



Empress 1508



Mist Blue 1028



Arrow Wood 1201



Sunrise SG0004



Marigold 1328



Crystal Mint 1222



Honey Blue 1142



Slate 1325



Mandarin 1331



Maple 1366



Mango 1327



Paradise Blue 1365



Papier Grey 1139



Flamingo 1402




Honey Cream 1405



Emerald 1509



Wira Blue 1471



Mahogany 1136



Russet 1332




Orange 1127



Grass Green SG6639



Secret 1503



Brown Velvet 1324



Carnival Red 1507



Barbary Gold 1329




Spruce 1510



Celebration 1504



Congo Brown 1126



Leather 1200



Oak 1322



Woodland Olive 1117



Passionate 1506



Leather SG10C39



SMART-GLO High Gloss Alkyd Enamel



METAL



WOOD



EXTERIOR



INTERIOR



ROLL ON



BRUSH ON



SPRAY ON




3-4 HOURS RECOAT



Tips:

For better flow & finishing result, please dilute with Smart Paint Lacquer Thinner 88 or Turpentine 3040.



Evening Glow 6619



Lily SG6146



Tanjung SG6632



Crystal Blue 6605



Mistral SG20C33



Flamingo 6663



Maple 6633



Sea Wave 6311



China Blue 6642



Soft Violet 6342



Valentine 6697




Californian SG6614



Green SG6644



Fiesta Blue BS 7-084




Lavender 6037



Cactus Flower SG6618



Buttermilk SG4052



Pangkor 6413



Olympic Blue 6655



Celebration SG6504



Paprika SG6623



Marigold BS 4-053



Petronas Green SG6680



Neptune SG6631



Off White SG10B15



Signal Red SG6613



Jasmine BS 4-055



Pastel Green BS 6-070



Legend Blue 6062



Magnolia BS 3-033



Chilli SG6699



Sunrise Yellow SG6669



Mirage 6660



Marine Blue SG6649



Ivory SG08C31



Maroon SG1024



Bright Gold SG6622



Kiwi Parrot SG6668



Regal Blue SG0013



Venus SG6406



Russet SG6332



Fiesta Orange SG6648



Tropicana BS 12E53



Wira Blue SG6227



Smoke Grey SG9095



Golden Brown SG3044



Tasmanian Coral SG6087



Apple Green SG6638



Ultramarine Blue 6645



Executive Grey SG6604



Deep Leather SG3045



Golden Honey SG6627



Bottle Green SG6074



Steel Grey SG9097



Brown Velvet SG6624



PU SOLAR WOOD

Exterior & Interior Weather Resistant Wood Varnish

- Excellent Weather Resistant
- Highlights Natural Beauty Of Wood Grain
- Excellent Abrasion Resistant

- Tough and Durable Finish
- Fungus Resistant



SATIN		GLOSS		SATIN		GLOSS		SATIN		GLOSS		SATIN		GLOSS	
Pink Pad	T163	Cream	T181	Milky White	T178	Forrest Blue	T189	Dark Jewel	T186						
Tinted Pink	T161	Banana Yellow	T112	Marcury Grey	T183	Blue Green	T187	Indian Teak	T174						
Muted Pink	T162	Golden Sand	T113	Atlantic Grey	T182	Light Green	T148	Teak	T104						
Sundried Tomato	T123	Candy Brown	T114	Whitish Brown	T143	Fresh Green	T158	Burnese Teak	T128						
Rosewood	T9108	Citrus	T118	Bamboo	T144	Vibrant Green	T159	Frosted Brown	T138						
Rosewood	T108	Maple Wood	T130	Ocean Green	T154	Watercourse	T149	Dark Nyatoh	T139						
Mahogany	T9102	Golden Pine	T9103	Apricot	T166	Greenway	T150	Burn Leaf	T175						
Antique Red	T179	Golden Maple	T124	Redwood	T9107	Lagoon Green	T152	Oak	T111						
Rust	T105	Pink	T170	Rust	T9105	Turquoise	T153	Mahogany	T102						
Golden Cherry	T125	Golden Pine	T103	Meranti/Walnut	T9101	Wood Green	T157	Meranti	T101						
Barrel Brown	T121	Pumpkin	T169	Beech	T106	Green Grove	T172	Darkness	T147						
Tabletop Wood	T127	Cherry Wood	T122	Redwood	T107	Trendy Purple	T164	Charcoal	T110						



The colours on this card are as close to the actual colours as modern printing techniques allow.



HIGH GLOSS DIAMOND SERIES 9000

Premium High Gloss Finish For Exterior & Interior

SMART HIGH GLOSS

SMART HIGH GLOSS 是一种光泽鲜艳的光面漆，它可用于室内和室外，即使在恶劣的天气下，光泽历久不变。它可用于木材和铁的表面上。此配方容易被使用，干涸的漆膜形成了一个具有高光泽，坚韧及具抗霉菌的保护膜。

表面处理

确保漆前表面干净无瑕，绝无污垢，油脂或蜡质，旧漆表面须用砂纸磨平，清理干净。新的金属表面先涂上一层 SMART Zinc Chromate Primer 或 SMART Red Oxide Primer 防锈底漆，再涂上一层 SMART White Undercoat，稍后才涂上 SMART HIGH GLOSS 光面漆。若要取得最佳效果，可涂刷两层 SMART HIGH GLOSS 光面漆。至于木面，磨砂后，可先涂上一层 SMART White Undercoat，再刷上两层 SMART HIGH GLOSS 光面漆。

施工资料

手触干度：视气温和湿度而定
漆次层漆：相隔六至八个小时
髹扫面积：每公升十五至十八平方米
层数：两层

用法

髹扫用具：可用漆扫，滚轴涂刷或喷射。
调稀：通常不必调稀。如果需要调稀，用不超过10%的天拿水。
清理：髹漆工作完成后即刻用天拿水洗净用具。

SMART HIGH GLOSS

SMART HIGH GLOSS memberi hasil kilatan yang unggul dan juga tahan lasak. Ia sesuai digunakan untuk dalaman dan luar rumah. Rumusan ini sesuai untuk permukaan kayu dan besi. Ia mudah diaplikasi dan dapat menyediakan permukaan yang licin, keras dan berkilat. Selain itu, ia juga dapat memberi perlindungan daripada pertumbuhan kulat.

Penyediaan Permukaan

Pastikan permukaan yang hendak dicat itu bersih dan kering serta bebas daripada habuk, kapur, minyak atau gris. Permukaan yang pernah dicat perlu digosok dengan kertas pasir dahulu. Permukaan logam yang baru harus disapu dahulu dengan selapis SMART Zinc Chromate Primer atau SMART Red Oxide Primer diikuti dengan selapis SMART White Undercoat. Selepas ini, barulah SMART HIGH GLOSS disapukan. Untuk mendapatkan kemasan yang lebih menarik, dua lapisan SMART HIGH GLOSS disyorkan. Untuk permukaan kayu, gosokkan permukaan dengan kertas pasir terdahulu. Kemudian sapukan SMART White Undercoat diikuti dengan dua lapisan SMART HIGH GLOSS.

Data Penggunaan

Kering Sentuh : Bergantung kepada suhu dan kelembapan
Ulang Cat : 6-8 jam
Liputan : 15-18m²/ liter
Bilangan Lapisan : 2 lapisan

Cara Penggunaan

Cara Menggunakan: Cat ini boleh disapu dengan berus, penggelek atau penyembur.
Pencairan : Untuk kegunaan biasa, pencairan lazimnya tidak perlu. Jika perlu, cairkan dengan maksimum 10% White Spirit.
Pencucian : Cuci perkakas dengan White Spirit sebaik sahaja selesai kerja.

SMART HIGH GLOSS

SMART HIGH GLOSS is an excellent gloss finish with outstanding durability. It is ideal for both interior and exterior wood and metal. It is easy to apply and forms a smooth, tough paint film which has excellent gloss and resist to fungus growth.

Surface Preparation

Ensure all surfaces that need to be painted are clean, dry and free from loose particles, chalk, oil or grease. For previously-painted surfaces, lightly sand the surfaces before painting for better adhesion and finish. New metal surfaces should be primed with a coat of SMART Zinc Chromate Primer or SMART Red Oxide Primer followed by a coat of SMART White Undercoat before SMART HIGH GLOSS is applied. For a more attractive finish, apply two coats of SMART HIGH GLOSS. For wood surfaces, after sanding the surfaces, apply SMART White Undercoat followed by two coats of SMART HIGH GLOSS.

Application Data

Touch Dry : Dependent on temperature and humidity
Recoat : 6-8 hours
Coverage : 15-18m² / litre per coat
No. of Coats : 2 coats

Direction For Use

Application : Application can be use by brush, roller or spray.
Thinning : For normal use, thinning is not usually necessary. If necessary, thin up to a maximum of 10% White Spirit.
Cleaning Up : Clean all equipment with White Spirit immediately after use.



SMART-GLO High Gloss Alkyd Enamel

SMART-GLO

SMART-GLO High Gloss 是一种优良质量，醇酸树脂的光亮珐琅，拥有不变色的长油醇酸树脂和耐光的色素制成的，它拥有出色的光泽和远离菌类的寄长，适用于户外或户内的木材和金属。

表面处理

表面上的锈，松脱的旧漆，尘土，油脂或蜡都必须使用适当的沙纸除去以磨平不均和擦去灰尘。如果是木质表面，先涂上一层 Primer。如在金属表面，则涂上一层 Zinc Chromate Primer，再涂上一层 Undercoat。新镀锌的金属，铝，不锈钢或合金，表面须先除油脂，再涂上 Primer 以提高黏附性。

漆干 : 1小时以内
重涂时间 : 3-4小时
厚度 : 每层接进40微米 (每层别涂太厚，分多次上漆)
理论覆盖面 : 每公升10-12平方米
涂层次数 : 两层
髹扫工具 : 漆刷，滚轴涂刷或喷射。
调稀 : 通常不必调稀，如有需要，使用 Thinner。
清洗 : 完工后请即刻以 Thinner 或白火酒清洗所有用具。

SMART-GLO

SMART-GLO High Gloss adalah cat kilat alkyd berkualiti yang telah dirumus khas untuk tahan lasak terhadap cuaca tropika. Cat ini terdiri daripada alkyd yang tak terkuning dan mengandungi pigmen yang tahan cahaya. Enamel ini juga mempunyai daya kilau yang tinggi dan tahan terhadap pertumbuhan fungus dan kulat. Ia sesuai digunakan pada permukaan kayu dan besi sama ada di luar atau di dalam bangunan.

Persediaan Asas

Semua karat, bahan cat yang terkelupas, kekotoran, gris atau lilin mesti digosok dengan kertas pasir hingga licin serta bersihkan debu dan habuknya. Sapu selapis Primer untuk permukaan kayu atau Zinc Chromate Primer untuk permukaan besi. Ditikuti oleh satu lapis Undercoat untuk menambah ketebalan. Bahan-bahan galvanis, aluminium, keluli tahan karat dan aloi, permukaannya mesti dibersihkan diikuti menyapu satu lapis Primer.

Kering Sentuh : Kurang daripada 1 jam
Ulang Cat : 3-4 jam.
Ciri lapisan : lebih kurang 40 micron selapis. (gangan sapu terlalu tebal dalam satu lapis)
Purata liputan : 10-12 m² / liter
Bilangan Lapisan : 2 lapisan
Cara mengguna : Berus, penggelek atau penyembur.
Pencairan : Untuk kegunaan biasa, pencairan tidak diperlukan. Jika perlu, gunakan Thinner.
Pembersihan : Cuci semua alat perkakas dengan Thinner atau spirit putih sebaik sahaja kerja-kerja mengecat selesai dilakukan.

SMART-GLO

SMART-GLO High Gloss is a quality alkyd gloss enamel especially developed to withstand the most severe condition of tropical climate. It is made of non yellowing long oil alkyd and light-fastness pigments. This enamel has excellent gloss retention and fungus attack. Suitable for the application on wood and metal surfaces, both exterior and interior use.

Surface Preparation

The rust, defective or poorly adhere old loose paint film, dirt, grease or wax must be rubbed down using suitable sandpaper to smoothen the unevenness and dusted off. Prime one coat of Primer for wood surface or Zinc Chromate Primer for metal surfaces. Follow by one coat of Undercoat for the build. New galvanized metal, aluminium, stainless steel or alloy, the surface shall be degreased and prime one coat of Primer.

Touch dry : Less than 1 hour.
Recoat : 3 - 4 hours.
Film Properties : appr. 40 microns per coat (do not apply too thick in a single coat, split into more layers)
Theoretical Coverage : 10-12 m² / litres
No. of coat : 2 coats
Application : Brush, roller or spraying.
Thinning : For normal use, thinning is not necessary. Use Thinner for dilution.
Cleaning up : Clean all paint equipments with Thinner or White Spirit immediately after use.



PU SOLAR WOOD Exterior & Interior Weather Resistant Wood Varnish

SMART PU SOLAR WOOD

Smart Pu Solar Wood 是一种含升级醇酸树脂的透明颜料亮光漆。为木材表面提供防护与颜色，凸显天然木纹与色彩。它耐用，防水，并含有除菌除霉剂，适用于保护所有木材表面免受木材腐烂和霉菌滋生。使用于户外，木材表面也不会开裂，剥落或起泡。

表面处理

清除所有剥落的漆膜，灰尘，油污，蜡质等异物。使用 Grade # 80 或 # 100 砂纸平滑待涂表面。如有必要，用适当的填料填充木纹，然后用砂纸平滑。确保表面干净，干燥，无蜡后可涂上第一层。在涂上第二层之前让油漆干燥。如含有纤维，在随后的涂层之前轻轻用砂纸磨平，以获得更好的涂膜。

施工资料

手触干度 : 30分钟 (视气温和湿度而定)。
漆次层漆 : 4小时 (视气温和湿度而定)。
层数 : 2-3层
髹扫面积 : 每公升10-12平方米 (实际覆盖范围取决于基材条件，使用方法，使用状况和最终涂层)。

用法

漆刷 : 彻底搅匀后可直接使用。如果需要调稀，可用超过5%-10%的稀释剂进行稀释。
常见喷涂 : 如果需要调稀，可用5%-10%稀释剂进行调稀。
清理 : 髹漆工作完成后，即刻用稀释剂洗净工具调稀。

SMART PU SOLAR WOOD

Smart Pu Solar Wood ialah varnis berpigmen lut cahaya berdasarkan Modified Alkyd yang menyediakan warna untuk permukaan kayu, menonjolkan urat kayu yang semulajadi. Ia tahan lama, tahan air dan mengandungi bahan pengawet untuk perlindungan semua permukaan kayu terhadap reput kayu dan pertumbuhan kulat. Ia tidak akan retak, terkelope atau reput disebabkan oleh pendedahan kepada cuaca.

Penyediaan Permukaan

Tanggalkan semua lapisan cat yang lusuh, habuk, minyak, lilin dan bendasing. Licinkan permukaan yang hendak dicat menggunakan kertas pasir Gred # 80 atau # 100. Jika perlu, gunakan filler pada permukaan kayu yang tidak rata dengan filler yang sesuai dan kemudian gosok dengan kertas pasir. Pastikan bahawa permukaan bersih, kering dan bebas daripada lilin sebelum mengecat lapisan pertama. Pastikan cat kering sebelum mengecat lapisan berikutnya. Sekiranya kelihatan urat kayu timbul, gosok dan ratakan guna kertas pasir sebelum mengecat lapisan berikutnya untuk kemasan yang lebih baik.

Data Penggunaan

Masa Pengeringan : Kering sentuh: 30 minit (bergantung kepada suhu dan kelembapan)
Kering Semurna: 4 jam (bergantung kepada suhu dan kelembapan)
Lapisan Semula : 4 jam (bergantung kepada suhu dan kelembapan)
Bilangan Lapisan : 2-3 lapisan
Teori liputan : 10-12 m² per liter per lapisan (liputan sebenar adalah bergantung kepada keadaan substrat, kaedah aplikasi, keadaan aplikasi dan kemasan akhir)

Cara Penggunaan

Berus : Cat sedia untuk digunakan selepas dikacau secara menyeluruh. Cairkan cat dengan 5% - 10% General Purpose Thinner, jika perlu.
Spray Air konvensional : Cairkan cat dengan 5% - 10% General Purpose Thinner, jika perlu.
Bersihkan segera peralatan dengan thinner selepas digunakan.

SMART PU SOLAR WOOD

Smart PU Solar Wood is a translucent pigmented varnish based on Modified Alkyd which provides colour to wood surfaces, highlighting the natural wood grains. It is durable, water resistant and contains preservatives for protection of all timber surfaces against wood rot and mould growth. It will not crack, peel or blister by exposure to weather.

Surface Preparation

Remove all unstable paint film, dust, oil, wax and other foreign matters. Smoothen the surface to be painted using Grade #80 or #100 sand paper. If necessary, fill the wood grains with appropriate filler and then smoothen with sand paper. Ensure that the surface is clean, dry and free from wax before applying the first coat. Allow the paint to dry before applying the subsequent coat(s). Should fiber be observed, dry sand lightly before subsequent coating(s) for better finishing.

Application Data

Drying Time : Touch Dry : 30 minutes (Dependent on temperature and humidity)
Hard Dry : 4 hours (Dependent on temperature and humidity)
Recoating Time : 4 hours (Dependent on temperature and humidity)
No. of Coats : 2-3 coats
Theoretical Coverage : 10-12 m² per litre per coat (Actual coverage is dependent on substrate condition, application method, application condition and finishing appearance)

Direction For Use

Brush : The paint is ready for use after thorough stirring. Dilute the paint with 5% - 10% of General Purpose Thinner, if necessary.
Conventional Air Spray : Dilute the paint with 5% - 10% of General Purpose Thinner, if necessary.
Clean up equipment with thinner immediately after use.



SMART PAINT MANUFACTURING SDN BHD (reg. 1031014-A)
No 9 & 11, Jalan Indah Gemilang 5, Taman Perindustrian Gemilang,
81800 Ulu Tiram, Johor, Malaysia.
Email : info@smart-paints.com Website : www.smart-paints.com

