

Smart
Paints

VINYL GLO

Washable Acrylic Interior Mid Sheen Wall Finish


- Mid sheen finish
- Superior durability
- Washable and cleanable
- Scrub resistant
- Low VOC






VINYL GLO


Washable Acrylic Interior Mid Sheen Wall Finish



Barley White **8075**



Ruffles **8194**



Pink Snow **8446**




Lavender White **8242**




Sundae **8025**




Butter Cream **8372**




Pink Lady **8266**



Regatta **8271**




Raw Silk **8434**




Moon **8438**




Love Tender **8399**



Twist of Lime **8265**



Lemonade **8234**




Gadis Cantik **8288**



Lipstick **8248**




Lime Pop **8267**



Artifact **8731**




Campfire **8217**



Lavender **8448**



Leaf Green **8220**



Honeymoon **8237**



Chocolate **8014**



Paloma **8520**




Gum Tree **8597**



Twilight 8197




Designer Grey 8060



Tinkerbell 8186



Sky's the Limit 8933




Beigetone 8634



Aquamint 8420




Banana Toffee 8638




Ice Mint 8309



Vineyard 8595



Blue Lagoon 8240



Stone Cave 8086



Shade of white




Orchid White 8138



Bluebell White 8076




Rose White 8115




Aqua White 8270



Almond White 8193



Apple White 8074



Lily White 8151



Water Lily 8968

VINYL GLO

Washable Acrylic Interior
Mid Sheen Wall Finish



SMART VINYL GLO

SMART VINYL GLO 是经过特别研究制以达到低气味, 拥有较少量挥发性有机化合物及高光泽的室内乳胶漆, 以营造健康的家居环境。其珍珠般的光泽能使墙面呈现奢华般的感觉。此配方也具备了耐用及耐洗刷的功能。最适合用于保护内墙及天花板表面。

表面处理

确保表面干净及彻底干透, 绝无松散的污垢, 油脂或蜡迹。同时, 也必须把已损坏的表面用 Putty Filla 修补好。欲取得最佳效果, 请先涂上一层 SMART GP Wall Sealer 400, 然后再涂上两层 **SMART VINYL GLO**。

施工资料

手触干度: 视气温和湿度而定
髹涂层漆: 相隔一至两个小时
髹扫面积: 每公升十至十二平方公尺
层数: 两层

用法

髹扫用具: 使用前需彻底搅均, 可用滚扫, 滚轴涂刷或喷射。
调稀: 通常不必调稀。如果需要调稀, 用不超过10%的清水。
清理: 髹漆工作完成后即刻用清水洗净用具。

配方

H₂O, Polymer, CaCO₃, TiO₂, Surfactants, Preservatives, Pigments 和 Defoamer。

危险

确保罐子密封及勿让儿童接触到。

安全

- 避免触及眼睛。
- 避免吸入油漆所排出的气体。
- 如不小心吞食, 请立即求医。
- 不可丢弃于沟渠。

SMART VINYL GLO

SMART VINYL GLO adalah cat emulsi yang dirumus khas dengan sebatian organik yang kurang meruap yang dapat memberikan tempat penginapan yang mesra alam. Ia menyediakan cat kemasan dinding yang berkilat dan mewah serta dapat melindunginya. Selain daripada itu, ia juga memberi permukaan yang tahan lasak dan boleh dicuci. Rumusan ini amat sesuai untuk dinding dalaman dan permukaan siling.

Penyediaan Permukaan

Pastikan permukaan yang hendak dicat bersih, dinding kering sepenuhnya dan bebas daripada segala bahan cat yang menyerpih, kotoran, minyak atau lilin. Membaiki permukaan yang rosak atau retakan halus dengan Putty Filla sebelum menyapu cat. Untuk hasil yang cemerlang, sapu satu lapisan SMART GP Wall Sealer 400 diikuti dengan 2 lapisan **SMART VINYL GLO**. Biarkan selama 1-2 jam masa pengeringan di antara lapisan cat.

Data Penggunaan

Kering Sentuh: Bergantung kepada suhu dan kelembapan
Ulang Cat: 1-2 jam
Liputan: 10-12m²/ liter
Bilangan Lapisan: 2 lapisan

Cara Penggunaan

Cara Menggunakan: Kacau sehingga sekata sebelum menggunakannya. Cat ini boleh disapu dengan berus, penggelek atau penyembur.
Pencairan: Untuk kegunaan biasa, pencairan lazimnya tidak perlu. Jika perlu, cairkan dengan maksimum 10% air.
Pencucian: Cuci perkakas dengan air bersih sebaik sahaja selesai kerja.

Bahan-bahan

H₂O, Polymer, CaCO₃, TiO₂, Surfactants, Preservatives, Pigments dan Defoamer.

Awas

Pastikan bekas ditutup dengan rapat dan jauh dari kanak-kanak.

Langkah-langkah Keselamatan

- Elak daripada bersentuhan dengan mata.
- Elakkan daripada terhidu kelebihan wap.
- Jika tertelan, sila dapatkan nasihat perubatan dengan segera.
- Jangan tuang kandungan cat ke dalam longkang.

SMART VINYL GLO

SMART VINYL GLO is specially formulated Low VOC emulsion paint that provides a healthy living environment for the family. It provides a high sheen wall finish that is able to enhance the indoor surface with luxurious feel while protecting the wall at the same time. The paint film is highly durable and washable which is suitable for interior wall and ceiling.

Surface Preparation

Ensure wall surface to be painted on is clean, thoroughly dry and free from all defects or poor adhering material like dirt, grease and wax. Repair surface defects or hairline crack by using Putty Filla before painting. For best results, apply 1 coat of SMART GP Wall Sealer 400 and followed by 2 coats of **SMART VINYL GLO**. Allow about 1-2 hours drying between coats.

Application Data

Touch Dry: Dependent on temperature and humidity
Recoat: 1-2 hours
Coverage: 10-12m²/ litre
No. of Coats: 2 coats

Direction For Use

Application: Stir well before use. Application can be carried out by using brush, roller or spraying.
Thinning: Use directly or dilute with a maximum of 10% water.
Cleaning Up: Clean all equipment with clean water immediately after use.

Ingredient

H₂O, Polymer, CaCO₃, TiO₂, Surfactants, Preservatives, Pigments and Defoamer.

Warning

Keep container tightly closed and out of reach of children.

Safety Measures

- Avoid contact with eyes
- Do not breath vapour/spray
- If swallowed, seek for medical advice immediately
- Do not empty paints into drains



WATER BASE



INTERIOR



ROLL ON



BRUSH ON



SPRAY ON



1-2 HOURS RECOAT



SMART PAINTS (M) SDN BHD (reg. 1030531-M)

No. 11, Jalan Indah Gemilang 5, Taman Perindustrian Gemilang,
81800 Ulu Tiram, Johor, Malaysia.

Tel : 07-289 2855

Email : info@smart-paints.com Website : www.smart-paints.com

