

# SMARTEX

Emulsion Paint



# SMARTEX

Emulsion Paint



Garden Fantasy 6411




Red ★ 6179



Orangery ★ 6651




Gadis Cantik 6288



Fields 6275




Blue Topaz 6210



Purple Time 6237



Sakura Red 6375



Greenville 6570



Sea Wave 6262



Victorian Purple 6516



Sweet Sundae ★ 6658



Kenyan Leaver 6599



Blue Sea 6036



Virginia Bluebelle 6055




Strawberry Crush ★ 6432




Also available in 9102 White & 9103 Black


★ Premium Colour




Daisy ★ 6518




Moonlight 6224




Gift Yellow 6164




Glister 6560




Limelight 6451




6036 Blue Sea




Sandstone 6653



Cream 6300




Merry White 6589



Dove 6592



Warm Sand 6575



Light Pewter 6231



Pepper Tree 6338



Dawn Grey ★ 6747



Fog Grey 6988



6747 Dawn Grey

# SMARTEX

## Emulsion Paint



### SMARTEX

SMARTEX 是精心配制的优质乳胶漆。它适用于涂饰户内的水泥墙石棉和各种木板。其高品质的全面性装饰,能供室内持久、柔和与平滑的修饰。SMARTEX 是注重经济效应家居方案的最佳选择。

### 表面处理

确保表面干净及彻底干透,绝无松散的污垢、油脂或蜡迹。先把表面修平。为了取得最佳效果,请先涂上一层 SMART GREEN SEALER 850,然后再涂两层 SMARTEX。重新喷漆时间相隔一至两小时。

### 施工资料

手触干度 : 视气温和湿度而定。  
 辊次层漆 : 相隔一至两小时。  
 辊扫面积 : 每公升十至十三平方公尺。  
 层数 : 两层。

### 用法

辊扫用具 : 使用前需彻底搅均。可用漆扫、油漆滚筒涂扫或喷射。  
 调稀 : 通常不必调稀。如果需要调稀,可用不超过10%的清水进行稀释。  
 清理 : 喷漆工作完成后,即刻用清水洗净工具。

### SMARTEX

SMARTEX dirumus khas untuk kegunaan di dalam rumah. Ia memberi sajian yang menarik, halus serta perlindungan kepada permukaan dinding, asbestos dan papan lembut serta keras. SMARTEX mudah disapu dan ia adalah pilihan yang disyorkan bagi skim perumahan yang mengutamakan ekonomi.

### Penyediaan Permukaan

Pastikan permukaan yang hendak dicat bersih, dinding kering sepenuhnya dan bebas daripada segala bahan cat yang menyempit, kotoran, minyak atau lilin. Perbaiki permukaan yang rosak sebelum menyapu cat. Untuk hasil yang terbaik, sapu satu lapisan SMART GREEN SEALER 850 diikuti dengan dua lapisan SMARTEX. Biarkan selama 1-2 jam untuk pengeringan antara lapisan.

### Data Penggunaan

Kering Sentuh : Bergantung kepada suhu dan kelembapan  
 Ulang Cat : 1 - 2 jam  
 Liputan : 10-13 m<sup>2</sup> per / litre  
 Bilangan Lapisan : 2 lapis

### Cara Penggunaan

Cara Penggunaan : Kacau dengan sekata sebelum guna. Cat ini boleh disapu dengan menggunakan berus, pengelek atau penyembur.  
 Pencapaian : Untuk kegunaan biasa, pencairan lazimnya tidak diperlukan. Jika perlu, cairkan dengan maksimum 10% air.  
 Pencucian : Cuci semua peralatan dengan air bersih serta merta selepas menggunakannya.

### SMARTEX

SMARTEX is specially formulated emulsion paint for interior masonry. It provides an attractive smooth finish on walls, asbestos, hard and soft boards. It is very easy to apply and is highly recommended for housing schemes where economy is priority.

### Surface Preparation

Ensure the wall surface to be painted is clean, wall to dry out thoroughly and free from all defects or poor adhering material like dirt, grease or wax. Repair surface defects before painting. For best results, apply 1 coat of SMART GREEN SEALER 850 followed by 2 coats of SMARTEX. Allow 1-2 hours drying between coat.

### Application Data

Touch Dry : Dependent on temperature and humidity  
 Recoat : 1-2 hours  
 Coverage : 10 - 13m<sup>2</sup> / litre

### Direction For Use

Application : Stir well before use. Application can be carried out by using brush, roller or by spraying.  
 Thinning : Use directly or dilute with a maximum of 10% water.  
 Cleaning Up : Clean all equipment with clean water immediately after use.



WATER BASE



INTERIOR



ROLL ON



BRUSH ON



SPRAY ON



1-2 HOURS  
RECOAT



SMART PAINT MANUFACTURING SDN BHD (1031014-A)

No. 9 & 11, Jalan Indah Gemilang 5, Taman Perindustrian Gemilang,  
 81800 Ulu Tiram, Johor, Malaysia.

email : info@smart-paints.com

www.smart-paints.com

f mysmartpaints



BUATAN MALAYSIA